



Outdoor Gas Lamps & Torches



Distinctive Outdoor Lighting Solutions

www.mhpgrills.com

Modern Home Products | 150 South Ram Road, Antioch, IL 60002 | 847.395.6556 • 888.647.4745 | www.mhpgrills.com



Everglow lamps and torches are built to last with solid all-aluminum bodies that stand up to the outdoor environment

Everglow Gas Lamps & Torches Add Reliability, Function and Elegance... to Homes or Businesses:

- Maximum eye appeal both night or day
- Increase safety and security
- Adds distinctive styling to any landscape or architecture
- Yellow spectrum of light does not attract insects

Beautiful Durable Finish

- Strict control is maintained throughout production
- The Epoxy powder-coat finish delivers the look and durability you expect

Heat-Treated Glass Panes

- The finest glass available, bringing the lamps to life when lighted
- Remove easily for cleaning

Cast Aluminum Construction

- Thick-walled solid cast aluminum provides greater strength, durability and finish quality
- Non-corrosive construction will not rust

Add Ambiance to Your Outdoor Room or Backyard!

By combining a distinctive style with the latest technology and quality materials our lamps bring reliability, function, and elegance to your home or business. Appealing both day and night they also provide increased safety and security for your outdoor space. Using Everglow Outdoor Gas Lamps will dramatically enhance the curb appeal and accentuate the landscaping. Each lamp in the Everglow lighting family is an attractive design that will stand-out on patios/decks, amid shrubs, around outdoor cooking areas, along walkways or around the pool.

All Everglow Outdoor Gas lamps are available in Natural or Propane Gas with burner options to meet your specific needs and can be pedestal or post mounted.

GAS LAMP BURNERS

Everglow Gas Lamps are available with two burner options—dual inverted or open flame—allowing you to create the dramatic effect you want for your outdoor space.

Dual Inverted Burner | Standard



Advantages

- The Dual Inverted burner offers the brightest illumination of all of our burner styles
- Good burner option for windy conditions
- Our dual mantles provide the same light output as a 75-watt electric bulb, but only uses the energy equivalent to a pilot light
- Reliable and secure. Works even when your power goes out keeping your outdoor areas lit
- Delivers a historic, romantic ambiance to outdoor entertainment spaces

Open Flame Burner | Optional



Advantages

- Imitates the original gas lamp look with a warm, flickering fish-tail flame
- Adds drama and romance to any outdoor setting, entrance or walkway
- Low-maintenance operation

Model #WK5A-NO

Shown mounted on an aluminum post (#POBAI) with an Open Flame burner and optional Ladder Rest (#LR).



CAST ALUMINUM POST MOUNT LAMP HEADS

Burner Options:

Dual Inverted Burner (Standard)
Open Flame Burner (Optional)

Gas Options:

Natural Gas: 2,500 BTUs
Propane Gas: 2,000 BTUs

Installation:

Mount fits 3" outside diameter post
(post sold separately)



HK1A Series

The versatile design of this estate style lamp will complement most settings. Four tempered-glass panels (included) provide ample lighting.

- 22" H x 10-3/4" W
- Gas lamps and mantles are designed to be on 24/7
- Available in Natural Gas or LP Gas



GG2A Series

Add simple elegance to your setting with the English countryside inspired the design of our GG2A lamp series. Four tempered glass panels are included.

- 22" H x 10-3/4" W
- Gas lamps and mantles are designed to be on 24/7
- Available in Natural Gas or LP Gas



HJ3A Series

The simple lines and domed top embarks the style of colonial America. Designed to complement any setting. Four tempered-glass panels are included.

- 22" H x 10-3/4" W
- Gas lamps and mantles are designed to be on 24/7
- Available in Natural Gas or LP Gas



WK5A Series

Add drama to any setting with the cathedral-inspired design of our WK5A lamp series. Six flat tempered-glass panels included.

- 23" H x 14" W
- Gas lamps and mantles are designed to be on 24/7
- Available in Natural Gas or LP Gas



VW9A Series

This traditional six glass panel designed lamp offers functionality, flexibility and streamlined style. Six flat tempered-glass panels included.

- 22" H x 11-1/2" W
- Gas lamps and mantles are designed to be on 24/7
- Available in Natural Gas or LP Gas

APPLICATIONS

Residential

- Front/Back Yard
- Entry Way
- Landscape
- Outdoor Eating Area
- Deck/Patio
- Pool Area

Municipal

- Street Lighting
- Town Square
- Subdivisions
- Entry Way

Subdivisions

- Street Lighting
- Entry Way

Marina

- Docks
- Landscape
- Outdoor Eating Area

Industrial

- Entry Way
- Landscape

Country Club

- Outdoor Eating Area
- Pool Area
- Outdoor Landscape

Restaurant

- Landscape
- Entry Way
- Outdoor Eating Area

POSTS & DECORATIVE BASES

POSTS



Aluminum lamp posts allow you to add lighting to otherwise dark areas of your yard, walkways, driveways or patio areas. They are lightweight but sturdy—for ease of installation—and require little maintenance due to the natural rust resistant construction.

Aluminum posts available with or without copper internals and are available in three lengths, 6', 7'9" & 10'

POBA

**Fits: 3" Outside Diameter Post
7' 9" Long**

POB6A

**Fits: 3" Outside Diameter Post
6' Long**

POB10A

**Fits: 3" Outside Diameter Post
10' Long**



POBAI (includes copper internals)

**Fits: 3" Outside Diameter Post
7' 9" Long**

POB6AI (includes copper internals)

**Fits: 3" Outside Diameter Post
6' Long**

POB10AI (includes copper internals)

**Fits: 3" Outside Diameter Post
10' Long**

OPTIONAL UPGRADE

LADDER REST

Optional upgrade, must be purchased separately.
Item #LR 14" long plastic rod with gold decorative round ends.



BASES



DPB

**Cast Aluminum Base
Fits: 3" OD Post
24" tall, 9" base**

Add style to your lamp posts with this cast aluminum decorative enclosure. Designed in 2 pieces to be easily installed around an existing 3" outside diameter in-ground post. Made from cast aluminum with a powder-coating to prevent rust and corrosion damage from constant exposure to outdoor weather.

Works best with posts taller than 7'



ABA

**Cast Aluminum Base
Fits: 3" OD Post
15" diameter**

Easily add gas lamps to your deck or patio by surface-mounting them with our one-piece Cast Aluminum Base. Pair this base with any of our standard 3" outside diameter aluminum posts for an exciting addition to your outdoor space.

Works best with 6' tall posts.



PEDBASE

**Cast Aluminum Base
Fits post mount lamps
5-7/8" x 5-7/8"**

Turn any of our post mount lamp heads into a pedestal mount. Our cast aluminum, maintenance-free pedestal mount adapter is designed for column or half wall installations.

Mounts to existing column or half wall using the appropriate lag bolts (not included).

LAMP HEAD COMBO KITS



Open Flame
Burner
& Ignitor Probe



Deck/Patio Installation

In-ground Installation

DECK/PATIO INSTALLATION COMBO-KITS

	Lamp Head	Gas	Post Length
HKP	HK1A Series	Natural or Propane	6'
GGP	GG2A Series	Natural or Propane	6'
HJP	HJ3A Series	Natural or Propane	6'

IN-GROUND INSTALLATION COMBO-KITS

	Lamp Head	Gas	Post Length
HKG	HK1A Series	Natural or Propane	7'9"
GGG	GG2A Series	Natural or Propane	7'9"
HJG	HJ3A Series	Natural or Propane	7'9"

COMBO KIT INCLUDES:

Torch Head | Choose from:



HK1A

GG2A

HJ3A



Base
deck/patio
installations only



Electronic
Ignition
For fast starts
with the push
of a button




On/Off Cast
Aluminum key



Open Flame
Burner

6' Post with
Copper Tubing



COMBO KIT INCLUDES:

Torch Head | Choose from:



HK1A

GG2A

HJ3A



Electronic
Ignition
For fast starts
with the push
of a button



On/Off Cast
Aluminum Key



Open Flame
Burner

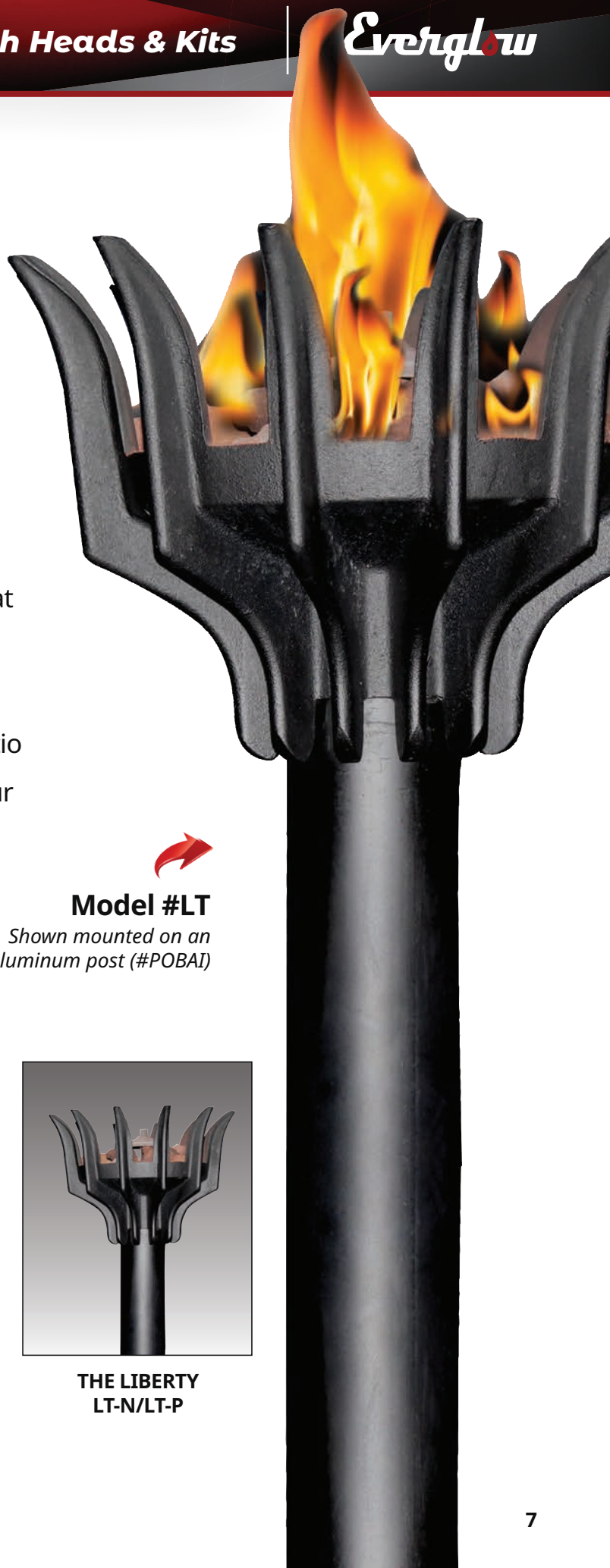
7'9" Post with
Copper Tubing



TORCH HEADS & KITS

Bring the Party to Life!

Our gas-fired torch heads are built to last with solid all-aluminum bodies that stand up to the outdoor environment. Available in three different styles, they provide a distinctive and welcoming lighting effect that complements your outdoor entertaining areas while providing increased safety and security. Available for in-ground or deck/patio installations allows you to customize for your specific needs.



Model #LT

Shown mounted on an aluminum post (#POBAI)



THE POLYNESIAN
PT2-N/PT2-P



THE FLOWER
FT2-N/FT2-P



THE LIBERTY
LT-N/LT-P

CAST ALUMINUM POST MOUNT TORCH HEADS

Construction Features:

- No rust solid cast aluminum construction
- Durable electrostatic powder-coated finish
- Solid brass control valve and burner
- Solid brass on/off key
- 1-year Limited Warranty

Gas Options:

All torches available in natural or propane gas

Installation:

Mount fits 3" outside diameter post
(post sold separately)



LT Torch Series

The Liberty Torch

The strong, bold style of this open flame torch commands attention while providing an exciting flair to any outdoor entertainment space.

- 8-3/8" H x 12.5" W
- Solid Brass Control Valve & Burner
- Cast Aluminum On/Off Key
- Available in Natural Gas or LP Gas
- 45,000 BTUs



PT2 Torch Series

The Polynesian Torch

Enjoy the magic of this Polynesian-inspired torch. Sets a festive mood with the dancing light of the open flame.

- 8-3/4" H x 6" W
- Solid Brass Control Valve & Burner
- Cast Aluminum On/Off Key
- Available in Natural Gas or LP Gas
- 14,000 BTUs



FT2 Torch Series

The Flower Torch

Beauty meets function with our Flower torch. The open flame brings a little drama and romance to any outdoor entertainment setting.

- 11-1/2" H x 10" W
- Solid Brass Control Valve & Burner
- Cast Aluminum On/Off Key
- Available in Natural Gas or LP Gas
- 26,000 BTUs

POSTS & DECORATIVE BASES

POSTS



Aluminum lamp posts allow you to add lighting to otherwise dark areas of your yard, walkways, driveways or patio areas. They are lightweight but sturdy—for ease of installation—and require little maintenance due to the natural rust resistant construction.

Aluminum posts available with or without copper internals and are available in three lengths, 6', 7'9" & 10'.

POBA

**Fits: 3" Outside Diameter Post
7' 9" Long**

POB6A

**Fits: 3" Outside Diameter Post
6' Long**

POB10A

**Fits: 3" Outside Diameter Post
10' Long**

POBAI *(includes copper internals)*

**Fits: 3" Outside Diameter Post
7' 9" Long**

POB6AI *(includes copper internals)*

**Fits: 3" Outside Diameter Post
6' Long**

POB10AI *(includes copper internals)*

**Fits: 3" Outside Diameter Post
10' Long**



BASES

ABA

Cast Aluminum Base | Fits: 3" OD Post | 15" diameter

Easily add gas lamps to your deck or patio by surface-mounting them with our one-piece Cast Aluminum Base. Pair this base with any of our standard 3" outside diameter aluminum posts for an exciting addition to your outdoor space.

Works best with 6' tall posts.

Mounts to existing deck or patio using the appropriate lag bolts (not included).



APPLICATIONS

Residential

- Back Yard
- Landscape
- Outdoor Eating Area
- Deck/Patio
- Pool Area

Marina

- Docks
- Landscape
- Outdoor Eating Area

Country Club

- Outdoor Cooking Area
- Pool Area
- Outdoor Landscape

Restaurant

- Landscape
- Outdoor Eating Area

TORCH HEADS COMBO-KITS



Deck/Patio Installation



In-ground Installation

DECK/PATIO INSTALLATION COMBO-KITS

	Torch Head	Gas	Post Length
PPBL	Polynesian	Natural OR Propane	6'
PFBL	Flower	Natural OR Propane	6'

COMBO KIT INCLUDES:



OR

Torch Head



Base
deck/patio
installations only



Electronic
Ignition
For fast starts
with the push
of a button



On/Off Cast
Aluminum key

6' Post with
Copper Tubing



IN-GROUND INSTALLATION COMBO-KITS

	Torch Head	Gas	Post Length
GPBL	Polynesian	Natural OR Propane	7'9"
GFBL	Flower	Natural OR Propane	7'9"

COMBO KIT INCLUDES:



OR

Torch Head



Electronic
Ignition
For fast starts
with the push
of a button



On/Off Cast
Aluminum key

7'9" Post with
Copper Tubing



COMMON REPLACEMENT PARTS



RE-LITE KIT

DMI-N Natural Gas
DMI-P LP Gas

Includes valve, mixer tube, dual inverted burner head with ceramic tips, 2 mantles and air shutter.



INVERTED BURNER ASSEMBLY

IBA-N Natural Gas
IBA-P LP Gas

Includes burner head with ceramic tips and air shutter. Fits many Charmglow and other brand name lamps.



AGA CERTIFIED LAMP VALVE WITH ORIFICE

GLV-N Natural Gas
GLV-P LP Gas

Fits MHP, Charmglow and many other brand name lamps. 1/4" flare connection.



AGA CERTIFIED TORCH VALVE WITH ORIFICE

Fits MHP and many other brand name torches. 1/4" flare connection

LT TORCH

GLVLT-N Natural Gas
GLVLT-P LP Gas

FT TORCH

GLV-NF Natural Gas
GLV-PF LP Gas

PT TORCH

GLV-NP Natural Gas
GLV-PP LP Gas



BRASS OPEN FLAME BURNER

OFBBR Natural or LP Gas

Imitates the original gas lamp look with fish-tail.



SOFT INVERTED MANTLES

MTL2

2 mounted on display card. Twin pack.



UPRIGHT MANTLES

MTL3

Fits all standard upright lamps. Priced per mantle. Boxed. Single pack.



LADDER REST

LR

Plastic with decorative round ends. 3/4" OD.



BRASS FINIAL

LBF

1" solid brass ball finial.

GLASS REPLACEMENT PARTS



TEMPERED GLASS PANE

GLS

Resists thermal shock of heat or cold. Fits HK, HJ and GG series, also Charmglow models 300, 1800, 1900, 2000. 4-7/16" wide at bottom 8-5/16" wide at top 7-15/16" high



TEMPERED GLASS PANE

GLS1

Fits WK-5, VK-7 and Charmglow model 900. 9" high 2-1/8" wide at bottom 4-1/8" wide at top



REPLACEMENT GLASS GLOBE (FOR JK-6A)

GLS2

Also fits Charmglow model 1700. Includes new gasket. 8-5/8" high 4-5/16" bottom OD 8-1/4" top OD



GLASS CHIMNEY (FOR UBA)

CHM

FOR UBA. Fits most other brand name upright burners. 1 3/4" OD top, 3" Bulge, 2" OD bottom, 6" tall.

CONVERT YOUR GAS LAMP TO ELECTRIC



BULB MOUNTING BRACKET

BMB



PORCELAIN ELECTRIC SOCKET

PES



EVERGLOW LIMITED WARRANTY

PAINT & GLASS

Modern Home Products Corporation extends a 30-day warranty on paint and glass.

1-YEAR WARRANTY

There is a 1-year warranty from date of purchase against manufacturing defects in material and workmanship to the original purchaser of this product if used for home use within the United States.

MANTLES

Due to their delicate nature there is no warranty on mantles. If this product fails to operate because of a manufacturing defect, the defective part will be repaired or replaced at Modern Home Products Corp. option-If the defective part along with proof of purchase is returned to the original place of purchase or returned postage paid to:

Modern Home Products Corporation
150 South Ram Road
Antioch, Illinois 60002

ALL COMPONENTS

Service, labor and transportation costs are not covered by this warranty. This warranty does not cover defects caused by accidental damage, improper handling, installation, or repairs made by unauthorized persons, and specifically excludes liability for indirect, incidental or consequential damage to property. Some states do not allow the exclusion of consequential damage, so the above exclusions or limitations may not apply to you. This warranty gives you specific rights and you may also have other rights which may vary from state to state.

We reserve the right to change prices and specifications without notice.

For full warranty disclosure please visit, mhpgrillpartsonline.com/mhp-warranty



Providing outstanding products and service for over 60 years!

A complete line of grills, accessories, lighting and replacement parts backed by quality, innovation and reliability


MODERN HOME PRODUCTS CORPORATION

150 S. Ram Road • Antioch, IL 60002
www.mhpgrills.com

847.395.6556
888.647.4745

YOUR LOCAL DEALER:



 **California Proposition 65 Warning:** This product can expose you to chemicals including Chromium (hexavalent compounds), which are known to the State of California to cause cancer and birth defects or other reproductive harm. For more information go to: www.P65Warnings.ca.gov.



ProFire

PHOENIX



MHP GRILL PARTS



Family Owned & Operated Since 1957

EVERGLOW-B-1023